



**FORT
STARK**


 **SHARK**
240 profi



 **SHARK**
200 profi

 **SHARK**
220 profi

 **SHARK**
240 profi



ADJUSTABLE MULCHING VOLUME

Mulching chamber SHARK 240 Profi designed to allow for an adjustable mulching volume; by changing the position of the flow flap and pivoting rear roller it is possible to obtain two different types of work.

a) Turbo-mulcher grass mowing function: the flow flap remains up, and the mulched product is thrown out of the machine (cutting of grass, thick vegetation ...)

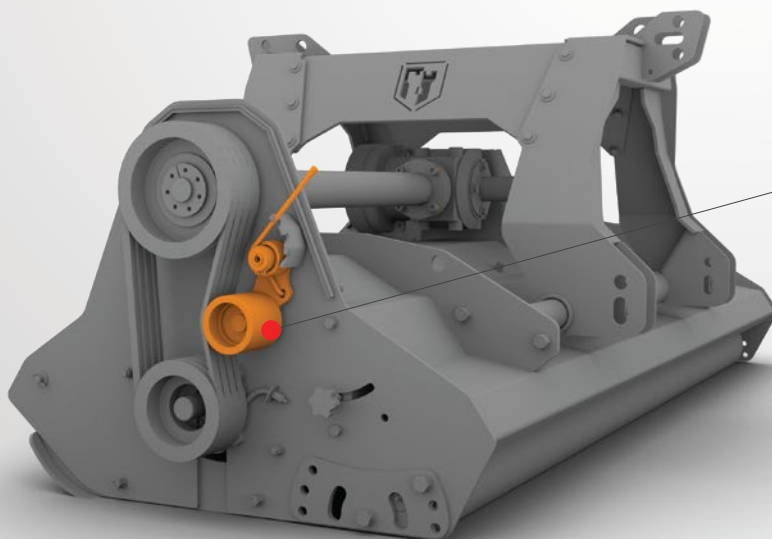
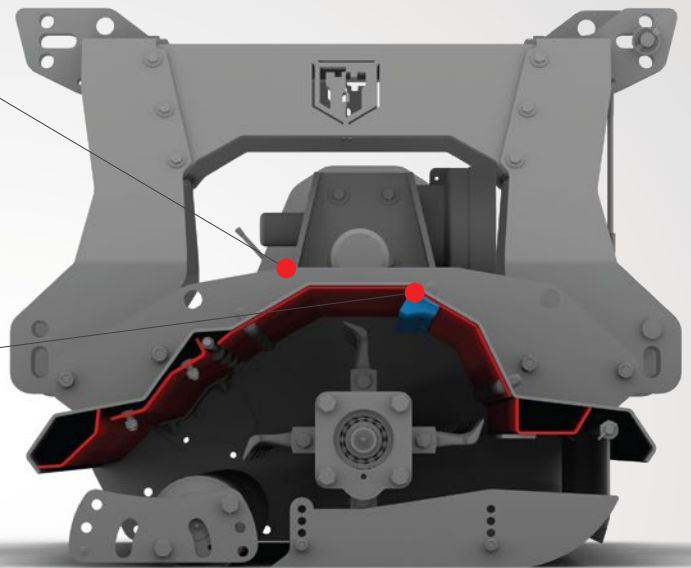
b) Wood-mulching function: with the flow flap kept let down the wo-oden residues are finely mulched: they remain within the chamber until they are mulched as finely as possible (vines, underbrush, prunings, wood ...)

DOUBLE METAL FRAME

The cutting chamber on features a double-skinned construction (5 + 4 mm) The toothed counter blades allow the machine to mulch even the more voluminous residues and thicker branches into fine pieces. The body is reinforced with the addition of a sheet metal internal housing for extra strength.










SHREDDING KNIVES

The knives has a self-cleaning and exchangeable design. It ensures uniform shredding of all of the material. Long material is fed through the rotor in a second step in the crop flow, whereas material that is already shredded passes through. The result is a homogeneous mulch.



AUTOMATIC BELT TENSIONING

Automatic belt tensioning keeps the drive belt under tension, whether it is cold or warm and whether the belt is new or already run in. Once adjusted, the tension is automatically maintained at the set level.

Flail mowers	 m	 min HP (kW)	 Cat	 RPM	 1000	 mm		 A B	 Kg
SHARK 200 Profi	2,00	70(52)	II	540	OPTION	127	28	A1075 B1274	650
SHARK 220 Profi	2,20	80(60)					32	A1075 B1474	685
SHARK 240 Profi	2,40	90(67)					34	A1175 B1574	720