




**FORT
STARK**

(RSR165
— profi —



(RSR125
— profi —


(RSR145
— profi —

(RSR165
— profi —




MECHANICAL OFFSET










All RSR Profi the machine in this range can work both in central position or in adjustable offset to the right side. The special shaft and 3 point hitch mounted on skid make this possible.



CHAIN SIDE DRIVE

All RSR Profi models have a single speed reduction box and a side oil bath chain drive with tensioning system.



Stone Burier	 m	 min HP (kW)	 Cat	 RPM	 E mm F	 mm	 Left Right	 HP	 Kg
RSR 125 Profi	1,25	25(19)	I	540	E 60 / F 410	205	12/12	40	340
RSR 145 Profi	1,45	30(22)					14/14		365
RSR 165 Profi	1,64	35(26)					16/16		390