




**FORT
STARK**

KSH 135
— profi —



KS 95
— profi —

KS 105
— profi —

KS 115
— profi —

KS 125
— profi —

KS 135
— profi —

KSH 135
— profi —



TRANSMISSION BELT



The 3 drive belts can be tensioned simply and easily by means of a practical external screw system. All implements are fitted with toothed belts that, unlike plain belts, prove more effective and offer greater performance.

THE WELDED COUNTER DOUBLE BLADE

Designed and engineered to deliver unbeatable efficiency for a fine mulch even when working at higher speeds. The welded counter double blade, found on all models, ensures material is cut cleanly.









MULCHING CHAMBER

The tall mulching chamber means the implement can handle a substantial flow of material - even at considerable forward speeds- without detriment.



EXCELLENT GROUND FOLLOWING

The working height is set by a 102mm diameter roller with fixed ends, mounted on double-row ball bearings with greasing points. It is positioned very close to the rotor. Thus, it ensures the best possible ground adaptation. Another advantage: The roller is automatically cleaned by the shredding tools!

Flail mowers										
KS 95 Profi	0,95	10(7)	I	540	76	18	-	159		
KS 105 Profi	1,05	12(9)						165		
KS 115 Profi	1,15	15(11)				21		173		
KS 125 Profi	1,25	18(13)						182		
KS 135 Profi	1,35	20(15)				24		197		
KSH 135 Profi							A704 B882	239		