



**FORT
STARK**

KDX 240+
— profi —



KDX 180+
— profi —

KDX 200+
— profi —

KDX 220+
— profi —

KDX 240+
— profi —





AUTOMATIC BELT TENSIONING

Automatic belt tensioning keeps the drive belt under tension, whether it is cold or warm and whether the belt is new or already run in. Once adjusted, the tension is automatically maintained at the set level.









A ROBUST AND MULTIPURPOSE HOOD

The rear hood is adjustable. Adjust it to the minimum for shredding slightly dense vegetation or maximum product recycling. Adjust it to the maximum when shredding dense vegetation or if you want to work faster, while limiting the power input.



DOUBLE METAL FRAME

The cutting chamber on features a double-skinned construction (5 + 4 mm). The toothed counter blades allow the machine to mulch even the more voluminous residues and thicker branches into fine pieces. The body is reinforced with the addition of a sheet metal internal housing for extra strength.

Flail mowers									
KDX 180+ Profi	1,80	60(45)	II	540	OPTION	127	26	A859 B1172	547
KDX 200+ Profi	2,00	70(52)					28	A1075 B1274	579
KDX 220+ Profi	2,20	80(60)					32	A1075 B1474	606
KDX 240+ Profi	2,40	90(67)					34	A1175 B1574	636